



Washroom Brochure

Contents

Fragrance Map	3
Fragrances	4 - 5
Classic Fragrances	4
Premium Fragrances	5
Aerosol Dispensers	6 - 7
LCD Dispensers	6
LED Dispensers	7
Soap Dispensers	8
Manual & Automatic Dispensers	8
Hygiene Bins	9
Feminine Hygiene Bins	9
Nappy Bins	9
Hand Dryers	10 - 12
DV2100	10
PLH1450	11
DP1600S	12

Fragrance Map

	Floral						Fruit		Citrus		Gourmand	Herbal
Fragrance Type	Oriental	Fruity	Green	Powdery	Floral	Sweet	Fruit	Sweet	Citrus	Fruity	Gourmand	Herbal
Classic Range												
Floral Bouquet		•										
Lemon Fresh									•			
Green Apple							•					
Baby Powder				•								
Vanilla											•	
Mango								•				
Cherry							•					
Clementine										•		
Fresh Linen			•									
Adrenalin												•
Wild Orchid					•							
Luxury Range												
Elegance		•										
Ruby			•									
Amethyst						•						
Amber	•											

AEROSOL FRAGRANCES - Classic

250ml – 3000 Sprays

Ignite your senses with our signature range of fragrances. With our Classic and Luxury offerings, a number of scents are available.



Floral Bouquet

Product code: **1117008000**

A beautiful balanced fragrance, Floral Bouquet delivers a breath of fresh floral fragrances, ideal for washroom environments.



Lemon Fresh

Product code: **1117008002**

Lemon Fresh delivers an intense fragrance, combining ripe lemon zest and powerful clean citrus notes.



Green Apple

Product code: **1117008003**


A delicious and mouth watering fruity fragrance, Green Apple creates a refreshingly crisp scent, intense enough to deal with problematic washrooms.



Baby Powder

Product code: **1117008004**


One of the most evocative of the range, Baby Powder is a fresh clean fragrance, delivering the scent of light talc, ideal for washrooms.



Vanilla

Product code: **1117008005**

A delicious fragrance, Vanilla delivers a calming sweet creamy scent, with hints of rich vanilla pods.



Island Mango

Product code: **1117008006**

Tropical, rich fruits define this mouthwatering Island Mango fragrance, evoking memories of tropical summer days and island getaways. Sweet notes punctuate the fragrance of ripe, juicy mango.



Cherry

Product code: **1117008008**

Sweet and fruity, Cherry delivers a beautiful fragrance, rich with ripe red cherries, ideal for front-of-house areas and washrooms alike.



Clementine

Product code: **1117008010**


A delicious and rounded fragrance, balancing the full notes of ripe mouth watering oranges with sweet clementines, to deliver an intensive Clementine hit.



Fresh Linen

Product code: **1117008009**

A wonderfully clean smelling fragrance, reminiscent of fresh linen on a warm summers day. Fresh Linen is ideal for hygiene conscious applications.



Adrenalin

Product code: **1117008012**

An intense fragrance ideal for sports facilities and washrooms, Adrenalin delivers a powerful fragrance punch.



Wild Orchid

Product code: **1117008014**

A woody, spicy fragrance with citrus nuances and notes of wild orchid, jasmine and patchouli.

AEROSOL FRAGRANCES - Luxury

250ml – 3000 Sprays



Ruby

Product code: **1117008016**

A fresh green floral fragrance opening with crisp green apple, watermelon and a hint of cucumber, supported by a heart of rose, resting on a base of sandalwood and fresh marine notes.



Amethyst

Product code: **1117008017**

A fruity, floral fragrance with opening notes of strawberry supported by a floral blend of jasmine, lily and violet, resting on a base of amber and musk.



Amber

Product code: **1117008019**

A warm, cossetting oriental fragrance where vivacious top notes of mango and citrus settle into soft florals, enveloped by silky musks, gentle amber and a smattering of vanilla.



Elegance

Product code: **1117008013**

A beautiful fruity floral fragrance with sparkling mandarin and bergamot, harmonised by a heart of jasmine and blackberry.

AEROSOL DISPENSERS - LCD

Available in Chrome and White



Chrome

LCD: **ADMP270C**



White

LCD: **ADMP270W**

- + Strong chemical resistant casing
- + Easy aerosol replacement
- + Hidden on/off switch
- + Low battery indicator - Red LED
- + Empty can indicator - Green LED
- + Factory set for metered 24 hours, 15 minute, 7 day release
- + Complete flexibility of start/stop time
- + Complete flexibility of spray time between 1 and 60 minutes
- + Days remaining can life indication
- + Built in 24 hour clock
- + 'Day off' programming capability
- + Hidden external instant test switch
- + Lockable dispenser with generic key
- + Requires 2 x C size alkaline batteries

AEROSOL DISPENSERS - LED

Available in Chrome, White and Black



Chrome

LCD: **ADMA270C**



White

LCD: **ADMA270W**



Black

LCD: **ADMA270B**

- + Strong chemical resistant casing
- + Easy aerosol replacement
- + Hidden on/off switch
- + Low battery indicator - Red LED
- + Empty can indicator - Green LED
- + Quick switch selection of 7.5, 15 or 30 minute settings
- + Hidden external instant test switch
- + Lockable dispenser with generic key
- + Requires 2 x C size alkaline batteries

SOAP DISPENSERS

Automatic (White) and Manual (Chrome and White)



Automatic Dispenser

SDAW

Simple to use, with a sleek and contemporary design, the 1000ml Automatic Soap Dispenser from P+L Systems is a reliable, easy to service dispenser which ensures a consistent output. With its fixed 1ml dose and its lockable feature, it is the perfect option to help minimise any soap or sanitiser wastage.

Manual Dispenser

White: **SDMW**

Chrome: **SDMC**

Combining reliability and easy to service features with a contemporary aesthetic, the large 1000ml Manual Soap Dispenser from P+L Systems is easy to install and features a variable dose pump which can be set to dispense 0.5ml or 1ml of sanitiser or soap to suit a range of service cycles.

SANIBIN®

Feminine Hygiene Bin
15l and 20l Capacity
Available in White and Grey*



Grey and White, Sanibin®

Product:	Product code:
15L Grey	FHB15G
15L White	FHB15W
20L White	FHB20W

A range of high capacity easy to service hygiene bins, available in gloss black and silver, clean white or discreet grey. Combining a contemporary, stunning aesthetic and quick and easy servicing, our range of Sanibin units are sleek in design, making them simple to wipe down without dirt traps. They each include a robust carrying handle for easy relocation of multiple bins and they offer end users a comfortable, easy to use hygiene solution, with a front opening flap and large wrap around pedal.

NAPPEASE™

Nappy/Hazardous Waste Bin
60l Capacity
Available in Grey, Yellow and White



Nappease™

Product:	Product code:
Grey	NB60G
Yellow	NB60Y
White	NB60W

A 60 litre pedal operated bin that can be used for nappy, hazardous or medical waste. The design of the sloped lid reduces the risk of breakage. Manufactured from ABS plastic for superior performance, the bag tidy hooks prevent liners from slipping during use and the discreet, low friction modesty flap hides the bin contents from view.

HAND DRYERS

Available in white metal and brushed stainless steel finishes, this range of high quality, reliable automatic hand dryers offers great value for money



White

DV2100W



Brushed Steel

DV2100S

- + Contemporary design
- + Effective 2100W power draw
- + High speed 5,000 RPM motor
- + Robust brushed stainless steel white metal cover
- + Security lock screws
- + Discreet or simple wiring options
- + 30 second drying time
- + Easy to clean
- + 2 year guarantee
- + Dimensions (mm): 252 x 273 x 209

HAND DRYERS

PLH1450 with HEPA Filter, available in brushed steel and white metal

Improve your hygiene security with our new range of hand dryers with a built in HEPA filter. These replaceable high-efficiency filters provide 99.8% filtration of bacteria and viruses.



PLH1450 - Brushed Steel

1117000317

PLH1450 - White Metal

1117000316

- + Stylish contemporary design
- + Low power draw for energy efficiency
- + High speed motor for fast drying time
- + Stainless steel housing for durability
- + HEPA filter for added confidence
- + Available in white or steel



HEPA Filter

1117000318

- + Replacement filters available to order

HAND DRYERS

Combining high speed hand drying with efficient low power draw, this powerful hand dryer offers energy-conscious users an ideal 'eco-dry' solution. Perfect for high traffic washrooms.



Brushed Steel

DP1600S

- + Average payback period of 35 months
- + Contemporary design
- + Reduced 1600W power draw
- + High speed 18,000 RPM motor
- + Robust, brushed stainless steel cover
- + Security lock screws
- + Discreet or simple wiring options
- + 12 – 15 second drying time
- + Blue LED drying area indicator
- + Easy to clean
- + 5 year guarantee
- + Dimensions (mm): 231 x 294 x 184



Pelsis Ltd
Grimbald Crag Close
Knaresborough
HG5 8PJ
0800 988 5359
info@edialux.co.uk